



Visual Story

City Lights Sensory Space Illuminate Adelaide

04 – 20 July 2025

Supported by



**Access
2Arts**



novita

Supported by a grant from the Office for
Autism, Government of South Australia



Government of South Australia
Office for Autism

Program Partner



State Library
South Australia

What is a Visual Story?

This visual story and guide will show you what to expect when accessing the Sensory Space in the State Library of South Australia, during Illuminate Adelaide's City Lights.

We provide access information around wheelchair accessibility, wayfinding, and facilities.

You can read through this before you go so that you can get to know the path, the facilities, and who to ask for help.

This guide was created in collaboration between Illuminate Adelaide and Access2Arts.

For more information, please contact Illuminate Adelaide:

Access Page: <https://www.illuminateadelaide.com/visit/access/>

City Lights Website: <https://www.illuminateadelaide.com/city-lights-2025/>

Email: hello@illuminateadelaide.com


What is City Lights?

Bringing works by local and international artists and showcasing them at Adelaide's iconic institutions and secret hideaways, City Lights returns for 2025 with a whole-new free program of interactive surprises, thought-provoking installations, and breathtaking projections.

Running for seventeen nights from 04 – 20 July, City Lights invites everyone to participate, consider, and let their sense of adventure guide the way!

This visual story and access guide will cover the path from the Adelaide Railway Station to Lot Fourteen, which can take around an hour to walk through depending on your pace.

You can find more information on the individual artworks at <https://www.illuminateadelaide.com/city-lights-2025/>



Alt Text: An audience beneath an overhead light installations made up of hundreds of long, vertical LED tubes hanging from a geometric metal frame. The lights flow in shades of blue and white.

What is a Sensory Space?

A sensory space will be available on Level 1 within the State Library of South Australia across City Lights 04-20 July from 5:30pm – 9:30pm.

The sensory space is available for people of all ages, neurodivergent audiences, the Autistic community, and individuals with sensory needs. It is also a space for those who simply need a moment of quiet before getting back out to enjoying their City Lights experience.

There will be staff who can provide regulation support during City Lights peak times.

Peak times are:

5:30pm – 9:00pm, Thursday – Sunday during City Lights

Outside of peak times there is no support staff present, however the space is still open with some regulation supports available.

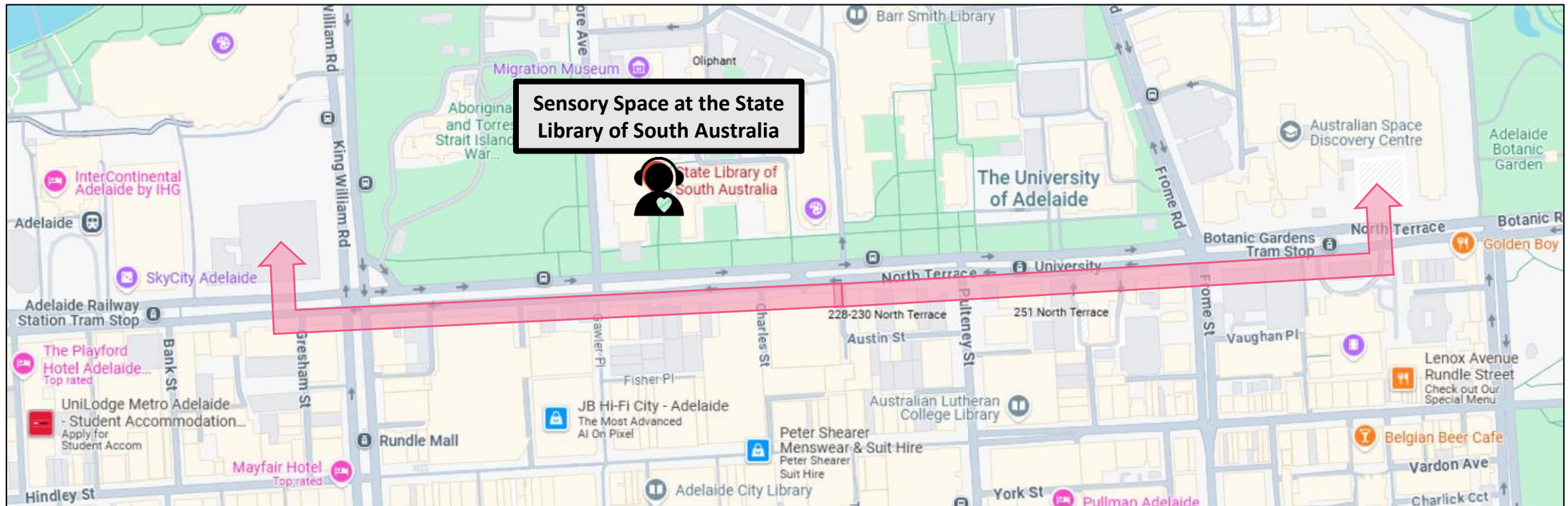


Alt Text: A man in a black jacket stands in the State Library of South Australia viewing a display featuring a vintage car photo. Large monochrome portraits and text panels are in the background.

Map

The Sensory Space is located in the State Library of South Australia, shown below with a symbol and label. The Sensory Space is also featured on the Illuminate Adelaide City Lights map, available to view/download [here](#). There is also an **interactive map** available here: <https://www.illuminateadelaide.com/map/>

The map below shows where the Sensory Space is located, along the City Lights route on North Terrace.



Facilities

Toilets

There are male and female toilets, as well as a unisex accessible toilet on both the ground floor and on Level 1 of the State Library of South Australia.

Parenting Facilities

There are parenting facilities on the ground floor of the State Library of South Australia.

Food and Drink

There is a food stall located in the State Library of South Australia courtyard. The Library Café is on the ground floor of the State Library of South Australia. Opening times for the café will be extended into the evening, however, are independent from Illuminate Adelaide and may vary depending on which day you are visiting City Lights.

Transport

North Terrace is serviced by buses, trains and trams. For public transport timetables, visit the Adelaide Metro website [here](#).

Access

Paths

The path to the Sensory Space within the State Library of South Australia is wheelchair accessible. There is a slight downward slope when entering the State Library of South Australia's Forecourt from North Terrace.

Sensory Information: Light and Sound

The City Lights displays along North Terrace often feature moving lights, and some are accompanied by sound.

There is a projection called *Migrations* by Universal Everything from England at the State Library of South Australia Forecourt. It may get crowded here, though the Forecourt is a relatively open space.

It can be quiet inside the State Library of South Australia, depending on how many people are using the space at the time. The inside of the building is well-lit. The Sensory Space on Level 1 has low, soft lighting.



Alt Text: An Illuminate Adelaide staff member in a green vest.

Front of House Staff

Illuminate Adelaide Front of House staff are standing along North Terrace.

They wear bright green vests with the Illuminate Adelaide logo.

Many Illuminate Adelaide Front of House staff have completed Access2Arts Disability Access and Inclusion training, as well as safety briefings.



In 2025 many FOH staff have also completed the Hidden Disabilities Sunflower awareness training.

They can answer your questions about the artworks and facilities.



Novita Staff

There will be Novita staff who can provide regulation support during City Lights peak times.

Support staff will be present during peak times:
5:30pm – 9:00pm, Thursday – Sunday during City Lights

Outside of these peak times there is no support staff present, however the space is still open with some regulation supports available.

If you require assistance outside of the support staff hours, the State Library of South Australia have roving Security and Illuminate Adelaide Front of House staff are present along North Terrace.

Alt Text: A woman and a man smiling side by side against a plain background. She wears a purple shirt, and he wears a black jacket with a Novita logo.

Entry

Follow the path through the State Library of South Australia's Forecourt, to reach the entry doors.

There are two, wide, double glass doors. These open and close automatically.



Alt Text: Glass entrance of the State Library of South Australia, with a person wearing a backpack inside. Reflections show urban surroundings. Calm, inviting atmosphere.

Ground floor

Upon entry, there is a welcome desk. This will not be operated after-hours.

The Library Café is ahead and to the right. Please note café opening times are independent from Illuminate Adelaide.

There may be noise coming from The Library Café, depending on if it is open.

There are stairs on the left.

The lift is straight ahead and slightly to the left.


It will be well-lit.



Alt Text: Entrance of State Library of South Australia with welcome desk, green walls, elevator, and signs. Library Café in the background with wooden chairs and people seated.

Ground floor: Stairs

There are stairs on the left as you move through the entry doors.



Alt Text: A modern staircase with grey railings leads up beside a red wall.

Ground floor: Lift

The lift is straight ahead, and slightly to the left as you move through the entry doors of the State Library of South Australia.

Take the lift to Level 1 for the Sensory Space.



Alt Text: Elevator with stainless steel doors on the ground floor of the State Library of South Australia. Modern lighting and green panelled wall on the right.

Ground floor: Toilets

Male and female toilets, as well as a unisex accessible toilet, and parenting facilities, are located on the ground floor.

Toilets are located parallel to the State Library Gallery, towards the western side of the building and around a corner.

There is also a drinking fountain here.



Alt Text: Hallway with a sign directing to toilets, including accessible options. Nearby, there's a stainless steel water fountain and hand sanitizer dispensers.



Alt Text: White door with a silver handle and vent at the bottom. A sign on the left reads "Unisex Toilet LH Baby Change" with accessibility symbols.

Level 1: Sensory Space

You will find the Sensory Space on Level 1 of the State Library of South Australia in a space known as the Treasures Wall.

The space is to the left as you come up the stairs, or to the right as you exit the lift.

There will be a TV with a “Sensory Space” sign at the entrance to the space.



Alt Text: A man in a black jacket stands in the State Library of South Australia viewing a display featuring a vintage car photo. Large monochrome portraits and text panels are in the background.

Level 1: Sensory Space

The space has floorboards, with some sections of carpeted floor.

There are spotlights throughout the space. These will be dimmed.

There are exhibition items to look at on the walls, and in glass cabinets.

Benches are available for seating.



Alt Text: State Library of South Australia interior featuring large black-and-white portraits, floral murals, quotes on colourful panels, tables with stools, and a patterned carpet.

Level 1: Sensory Space

The Sensory Space has a reading nook, as well as a projection screen which has moving, silent, content playing. Crash mats are available here.

During peak times, when the space is staffed, there will be additional regulation supports available. These include a range of activities, and fidget toys.

Note there will be support staff present during peak times:
5:30pm – 9:00pm, Thursday –
Sunday during City Lights.




Alt Text: A room with modern seating, and a large screen displaying foliage.

Level 1: Toilets


Male and female toilets, as well as a unisex accessible toilet, are available on Level 1 of the State Library of South Australia.

The toilets are towards the western side of the building, around a corner, near the lift and stairs.

There is also a drinking fountain here.



Alt Text: Sign indicating toilets with male, female, and wheelchair symbols hangs above a hallway with wooden floors and a small shelf on the left wall.



Alt Text: Entrance to a unisex accessible restroom with a labelled sign. Wooden floor, cream walls, and an adjacent water fountain under bright lighting.

Level 1: Lift

The exit to the State Library of South Australia, is the same as the entrance.

As you exit the Sensory Space, the lift is located to the left.

To exit, take the lift to ground floor.



Alt Text: Elevator doors on Level 1 of the State Library of South Australia, surrounded by directional signage for levels and facilities.

Level 1: Stairs

As you exit the Sensory Space, stairs are on the right.

To exit, take the stairs back to ground floor.



Alt Text: Staircase with metal railings descends inside the State Library of South Australia. A portrait hangs on a wall. Outside, a garden bed with trees, a statue, and people walking.

Exit

Exit the State Library of South Australia via the two double doors.

This will lead you back to following the City Lights path along North Terrace.



Alt Text: View of the State Library of South Australia Forecourt through glass doors, framed by metal columns. A tree-lined courtyard with a statue is visible, under a clear blue sky.

Thank you!

We hope you have fun at City Lights.

There are more events and displays to explore during Illuminate Adelaide, which can be found on the website: <https://www.illuminateadelaide.com/>

If you have feedback on this Visual Story, please let us know via hello@illuminateadelaide.com or by calling 1300 496 623.